

4" NCDL EXT 10W



10W REPLACES



65W Inc.

80% Energy Savings

PRO



- ⌚ Suitable for new construction and remodel installations
- ⌚ External driver for easy installation
- ⌚ Edge lighting technology
- ⌚ Innovative design saves time and materials
- ⌚ Easy to use spring action clips
- ⌚ Wet location, IC & air-tight rated



NEW CONSTRUCTION DOWNLIGHT EXTERNAL DRIVER PRODUCT FEATURES

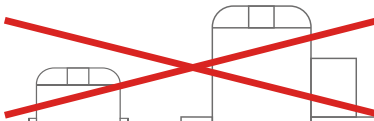
External Driver Suitable for Daisy Chain Applications

This downlight has been engineered for both new construction and remodel residential installations. All wiring takes place inside the extruded aluminum external driver box which features a wire clamp for convenient installation and a large wiring space designed for daisy chain applications. Once wiring is complete, simply connect the downlight and driver box together. Save time and materials with this easy to install downlight.

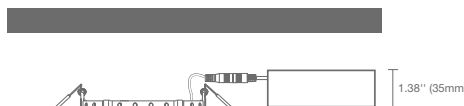


No J-box or Housing Needed - IC & Air-tight Rated

No J-box or Recessed Can Required



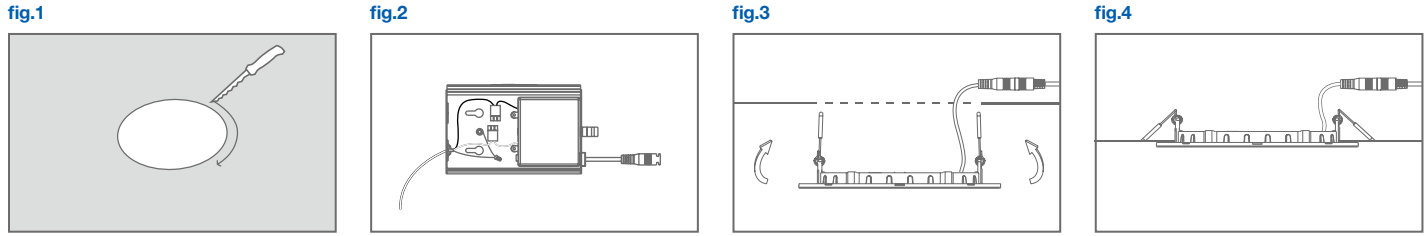
Suitable for Shallow Ceiling Applications
IC and Air-tight rated



This downlight installs directly into the ceiling without the need for an additional J-box or recessed can. The slim design allows these wet location, IC and air-tight rated downlights to fit into any ceiling, including those with shallow ceiling space.

4" NCDL EXT 10W

NEW CONSTRUCTION OR REMODEL INSTALLATION



1. Make sure the POWER IS TURNED OFF at the source to the area in which you are installing the product.
2. If existing can is present, remove from ceiling or move it out of the way as it will not be needed during installation. Measure the ceiling opening to make sure the edge of the luminaire will cover the entire hole and still sit firmly in the ceiling before proceeding. If a new hole is needed, place the provided sticker on the ceiling at desired hole location. Cut the hole along the outside edge of the sticker. (fig. 1)
3. Open the j-box and insert the incoming power supply through the j-box wire clamp. Insert wires into the downlight quick connectors (black to black, white to white) and wire the grounds together. For new construction installations use the inner key holes to screw the j-box to the building structure. Connect the j-box to the downlight. For remodel installations, attach the j-box to the downlight by clipping one of the downlight's spring clips directly onto the j-box. (fig. 2)
4. With the j-box in the ceiling, push up the spring-action clips and insert the downlight into the ceiling. Release the springs and make sure the downlight is secure and sitting flush in the ceiling. (fig. 3 & 4)
5. Restore power at the source and the installation is complete.

SPECIFICATIONS

Product Model	98104 10NCDLR4DIM/927/EXT	98105 10NCDLR4DIM/930/EXT	98106 10NCDLR4DIM/940/EXT
Type	4" New Construction Downlight	4" New Construction Downlight	4" New Construction Downlight
Power	10	10	10
Voltage - Frequency	120V 60Hz	120V 60Hz	120V 60Hz
Color Temp. (ANSI)	Soft White 2700K	Warm White 3000K	Cool White 4000K
CRI (Ra)	90	90	90
Typical lumens (lm)	700	720	740
Efficacy (LPW)	70	72	74
Beam Angle	110°	110°	110°
Dimmable	Yes	Yes	Yes
Power Factor	0.9	0.9	0.9
Rated Lifetime - L70 (hrs.)	50,000	50,000	50,000
Temperature Rating	-4°F/-20°C - 95°F/35°C	-4°F/-20°C - 95°F/35°C	-4°F/-20°C - 95°F/35°C
Dia. x MOL	4.72"x0.96" (120x24mm)	4.72"x0.96" (120x24mm)	4.72"x0.96" (120x24mm)
Driver Dimensions (LxWxH)	5.70"x3.54"x1.38" (145x90x35mm)	5.70"x3.54"x1.38" (145x90x35mm)	5.70"x3.54"x1.38" (145x90x35mm)
Ceiling Opening Dia.	4.1" (103mm)	4.1" (103mm)	4.1" (103mm)
Weight (lb. / g)	0.82 lb. / 374g	0.82 lb. / 374g	0.82 lb. / 374g

ACCESSORY ORDERING INFORMATION

Model	Product	Description	Model	Product	Description
DLNC4GOOF/R	97847	4" THINFIT Series GOOF RING	NCDLCON20	98237	THINFIT EXT 120V Series 20ft extension cable
NCPLATE/T	97983	New Construction or Remodel Plate for T-grid Ceiling	NCDLR4TRIMBL	98345	4" THINFIT EXT Series Black Trim
NCDL46RPLATE	98280	4" & 6" THINFIT EXT Series New Construction Plate for Stud/Joist Mounting	NCDLR4TRIMBN	98346	4" THINFIT EXT Series Brushed Nickel Trim
NCDLCON6	98236	THINFIT EXT 120V Series 6ft extension cable	NCDLR4TRIMBZ	98347	4" THINFIT EXT Series Bronze Trim

* Suitable for wet locations